DWG. NO. BCUA SERIES | REV. -

BCU-4/0 INK STAMP IS SHOWN FOR REFERENCE ONLY. INK STAMP WILL VARY BY SKU. INK STAMP HIDDEN FROM VIEWS FOR CLARITY.

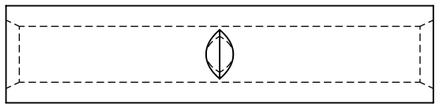

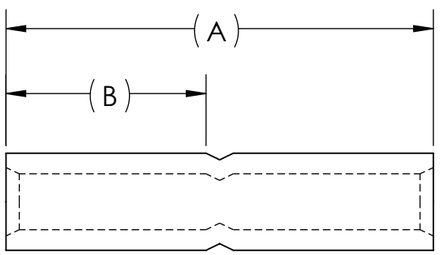

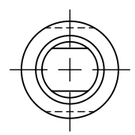

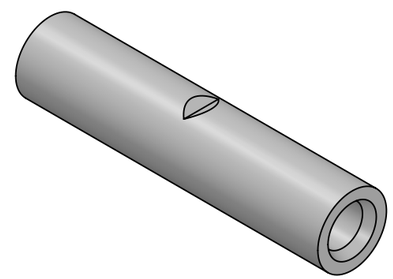

CAT. NO.	CONDUCTOR SIZE	DIMENSIONS		APPROX. WEIGHT (LB)	STRIP LENGTH
		A	B		
BCUA-8	8 AWG	1.94	.90	0.008	.88
BCUA-6	6 AWG	1.75	.81	0.010	.88
BCUA-4	4 AWG	1.88	.88	0.017	1.00
BCUA-2	2 AWG	2.38	1.13	0.033	1.06
BCUA-1	1 AWG	1.94	.91	0.023	1.06
BCUA-1/0	1/0 AWG	2.13	1.00	0.039	1.13
BCUA-2/0	2/0 AWG	2.31	1.09	0.050	1.25
BCUA-3/0	3/0 AWG	2.63	1.25	0.066	1.38
BCUA-4/0	4/0 AWG	2.75	1.31	0.090	1.44
BCUA-025	250 MCM	2.94	1.41	0.112	1.56
BCUA-030	300 MCM	3.13	1.50	0.143	1.63
BCUA-035	350 MCM	3.38	1.63	0.177	1.75
BCUA-040	400 MCM	3.75	1.81	0.238	2.00
BCUA-050	500 MCM	3.88	1.88	0.307	2.06
BCUA-060	600 MCM	4.13	2.00	0.389	2.19
BCUA-075	750 MCM	4.63	2.25	0.421	2.44
BCUA-080	800 MCM	4.75	2.31	0.651	2.50
BCUA-090*	900 MCM AL 600 MCM CU	5.45	2.46	0.801	2.57
BCUA-100	1000 MCM	5.25	2.56	0.801	2.75
BCUA-150	1500 MCM	6.50	3.19	1.483	3.13
BCUA-200	2000 MCM	7.50	3.69	4.175	3.69

NOTES:
1. ALL DIMENSIONS IN INCHES UNLESS OTHERWISE SPECIFIED
2. SEE INSTALLATION SHEET FOR WIRE SIZE AND TOOLING RECOMMENDATIONS
3. TIN PLATED AND PREFILLED WITH OXIDE INHIBITOR
4. END CAPS/PLUGS PROVIDED TO PREVENT FOREIGN MATERIALS FROM ENTERING AND CONTAMINATING THE CONNECTOR PRIOR TO USE
5. BEVELED ENTRY FOR EASY CABLE INSERTION
6. POSITIVE CABLE STOPS TO ENSURE PROPER INSERTION OF CONDUCTORS TO FULL DEPTH
7. CONNECTORS ARE SUITABLE FOR USE IN CIRCUITS WITH COLTAGES UP TO 35 KV IF TAPED ACCORDING TO ACCEPTED PRACTICES, 5 KV IS THE MAXIMUM VOLTAGE LEVEL IN ALL BARE SPLICE APPLICATIONS
8. FOR APPLICATIONS GREATER THAN 2000 VOLTS, CONSULT CABLE MANUFACTURER FOR VOLTAGE STRESS RELIEF INSTRUCTIONS
9. CONNECTORS ARE UL LISTED PER UL486A-B AND CSA CERTIFIED PER C22.2 NO.65 FOR POWER APPLICATIONS UP TO 90°C

RoHS COMPLIANT

NO.	ECN	DATE
REVISIONS		

QTY.	PT.	NAME OR DESCRIPTION
X	1	ALUMINUM TUBING
SEE TABLE	CAT. NO.	STANDARD BARREL CRIMP SPLICE for ALUMINUM AND COPPER CONDUCTORS

REF. DWG'S: 4H31-37153 H:\4H31\BCUA

PENNUNION™
229 WATERFORD STREET
EDINBORO, PA 16412 USA

DRAWN BY: QJB DATE: 11/13/2023 CHK'D: PJO
SCALE: 3:2 INTERPRET PER ASME Y14.5-2009 FILE: 4H31
SIZE: B DWG. NO. BCUA SERIES REV. -

THIS DOCUMENT CONTAINS INFORMATION PROPRIETARY TO PENN-UNION CO. LLC. IT IS SUBMITTED IN CONFIDENCE AND IS TO BE USED SOLELY FOR THE PURPOSE FOR WHICH IT IS FURNISHED AND MUST BE RETURNED UPON REQUEST. THIS DOCUMENT AND SUCH INFORMATION IS NOT TO BE REPRODUCED, TRANSMITTED, DISCLOSED, OR USED OTHERWISE IN WHOLE OR IN PART WITHOUT THE EXPRESS CONSENT OF PENN-UNION CO. LLC.